



Town of Southwest Ranches, FL

Fiscal Year 2019/2020

Thursday, September 12, 2019 @ 6pm

Final Fire Assessment Rate Adoption

Final Solid Waste Assessment Rate Adoption

Tentative (1st Public Hearing) Millage Adoption

Tentative (1st Public Hearing) Budget Adoption



Town Council
Doug McKay, Mayor
Gary Jablonski, Vice Mayor
Bob Hartmann, Council Member
Freddy Fisikelli, Council Member
Denise "Dee" Schroeder, Council Member

Town Administration
Andrew D. Berns, MPA, Town Administrator
Russell C. Muniz, MBA, MPA, MMC, Assistant Town Administrator/Town Clerk
Keith M. Poliakoff, JD, Town Attorney
Martin D. Sherwood, CPA, CGMA, CGFO, Town Financial Administrator

Summary

FY 2019/2020 Proposed Rates and Fees Compared to FY 2018/2019

Adopted FY 2019:Rate/Fee

- ▶ Operating Millage: 4.4969 mills
- ▶ TSDOR Millage: 0.3342 mills
- ▶ Total: 4.8311 mills

▶ Fire Assessment: \$25.16 increase (approx. 4.9% per residential dwelling unit) from FY 2018

▶ Solid Waste: \$159.34 increase or greater (overall average of an approx. 37% increase throughout all residential parcel lot sizes)

Proposed FY 2020:Rate/Fee

- ▶ Operating Millage: 4.2125 mills
- ▶ TSDOR Millage: 0.4439 mills
- ▶ Total: 4.6564 mills

(Net decrease of .1747 to Roll-Back Rate)

▶ Fire Assessment: **\$20.14 decrease** (approx. **3.7%** per residential dwelling unit) from FY 2019

▶ Solid Waste: **\$21.77 decrease** or greater (overall average of an approx. **5.4%** decrease throughout all residential parcel lot sizes)



Town of Southwest Ranches, FL

Fiscal Year 2019/ 2020

Fire Assessment Rates

September 12, 2019

Fire Assessment (Introduction):

Note: the 3-step assessment methodology is unchanged from the prior year (2011 Consultant study)

Proposed and Actual Rates (History) by Category

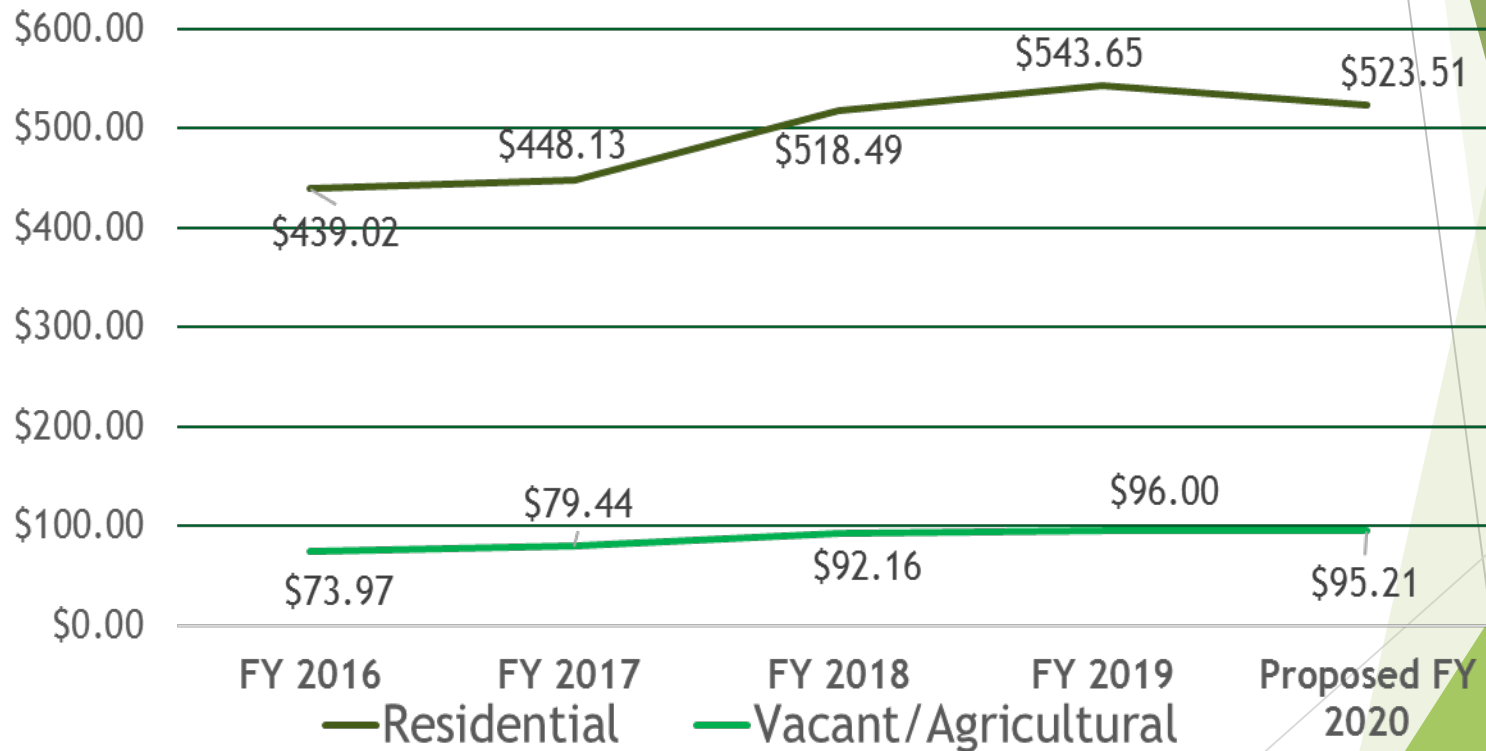
Municipal Rates Compared



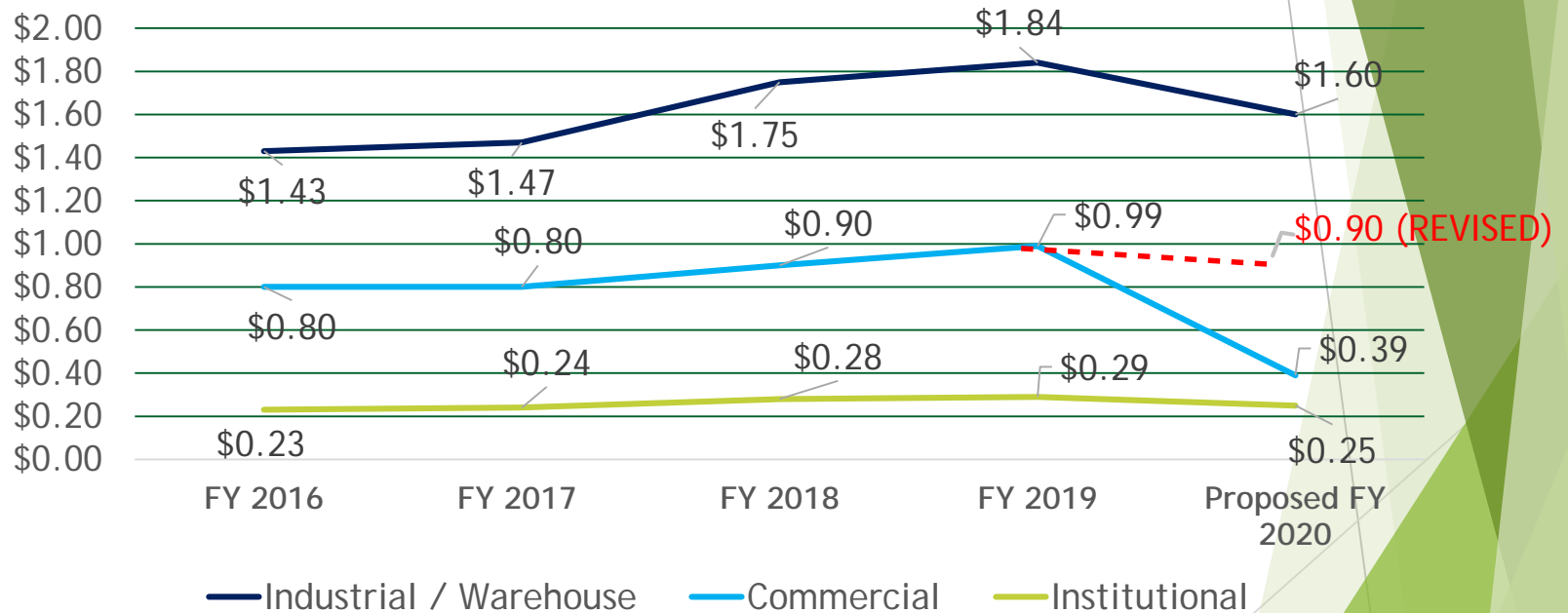
Fire Assessment (Background)

- ▶ This assessment is permitted by Florida Statute Chapters 166.021 and 166.041 and is adopted by Town Ordinance 2001-09.
- ▶ Ordinance 2001-09 requires that the annual rate be established each fiscal year.

Fire Assessment Residential and Acreage Category Rates Four Year History and Proposed FY 2020



Fire Assessment Rate: Per Square Foot Building Area by Category Four Year History and Proposed FY 2020





Broward County Municipal COMPARISONS - *Residential Fire Assessments Explained:*

- ❖ A number of municipalities subsidize fire protection assessment costs with property tax (General Fund) revenue. Actually, several do not even assess a fire protection assessment and therefore fund 100% from their General Fund. SWR policy does not normally subsidize any fire protection costs from its General Fund.
- ❖ The numbers provided to the Broward County Property Appraiser and provided here for service cost comparisons are not truly reflective of 100% full cost recovery for Fire Protection. For example, Sunrise has indicated that their proposed Fire assessment represents only 70% of full cost recovery.
- ❖ Therefore, Municipalities with an unchanged assessment are likely subsidizing fire operations (in the case of shortfall) or utilizing fund balance to fund their Fire capital projects.
- ❖ Southwest Ranches proposes a **decrease** of 3.7% (\$20.14 per residential dwelling unit - RDU).

Municipal Residential Fire Rates compared (rank based by FY 2020 Proposed fee)

		FY 2019 Actuals	FY 2020 Proposed	% Change: Increase
1	Southwest Ranches	\$543.65	\$523.51	-3.70%
2	Lauderhill	\$488.00	\$488.00	0.00%
3	Weston	\$448.21	\$472.76	5.48%
4	West Park	\$447.86	\$469.35	4.80%
5	Miramar	\$398.23	\$398.23	0.00%
6	Tamarac	\$350.00	\$350.00	0.00%
7	Lauderdale Lakes	\$333.84	\$333.84	0.00%
8	Ft Lauderdale	\$256.00	\$311.00	21.48%
9	Margate	\$300.00	\$300.00	0.00%
10	Hollywood	\$285.00	\$285.00	0.00%
11	Pembroke Pines	\$271.75	\$282.38	3.91%
12	Hallandale Beach	\$251.11	\$265.06	5.56%
13	Parkland	\$250.00	\$250.00	0.00%
14	Deerfield Beach	\$175.00	\$235.00	34.29%

Municipal Residential Fire Rates Compared (con't) (rank based by FY 2020 Proposed fee)

		FY 2019 Actuals	FY 2020 Proposed	% Change: Increase
15	Sunrise	\$209.50	\$229.50	9.55%
16	N Lauderdale	\$215.00	\$228.00	6.05%
17	Coral Springs	\$200.00	\$227.82	13.91%
18	Dania Beach	\$223.75	\$223.75	0.00%
19	Pompano Beach	\$210.00	\$220.00	4.76%
20	Wilton Manors	\$219.24	\$216.13	-1.42%
21	Davie	\$206.00	\$206.00	0.00%
22	Oakland Park	\$199.00	\$199.00	0.00%
23	Coconut Creek	\$181.35	\$186.79	3.00%
24	Cooper City	\$161.28	\$161.28	0.00%
25	Lighthouse Point	\$134.50	\$134.50	0.00%
26	Lauderdale-By-The-Sea	\$129.85	\$129.85	0.00%

FY 2019-2020 FINAL FIRE ASSESSMENT RATE ADOPTION

Public Comment then Questions, Comments, Direction
and Voting from Town Council





Town of Southwest Ranches

Fiscal Year 2019 / 2020

Solid Waste Rates

September 12, 2019



Solid Waste (Garbage) Assessment (Background):

- ▶ Permitted by Florida Statute Chapters 197.3632.
- ▶ Annual rate establishment required by Town Ordinance 2002-08.

Proposed Solid Waste Rates for FY 19/20 (with changes from FY 18/19)

Based On Consultant Study

Assessment Range	Lot Sq. Ft.		Number of Units in Range	Solid Waste Cost Per Unit	Bulk Waste Cost Per Unit	Total Proposed Rates FY 19/20	Total Assessed Rates FY 18/19	Difference: (decrease)
A	-	41,200	406	\$ 324.33	\$ 268.68	\$ 593.01	\$ 614.78	(\$21.77)
B	41,201	46,999	428	\$ 324.33	\$ 314.55	\$ 638.88	\$ 666.13	(\$27.25)
C	47,000	62,999	417	\$ 324.33	\$ 379.00	\$ 703.32	\$ 737.29	(\$33.97)
D	63,000	95,999	452	\$ 324.33	\$ 406.52	\$ 730.84	\$ 772.98	(\$42.14)
E	96,000	106,999	467	\$ 324.33	\$ 448.84	\$ 773.17	\$ 824.88	(\$51.71)
F	107,000	>107,000	440	\$ 324.33	\$ 555.41	\$ 879.74	\$ 948.37	(\$68.63)

Solid Waste (SW) Impact

- ▶ For FY 2019/2020, we proudly propose a **decrease** in all residential categories averaging 5.4%, depending on parcel lot size square footage. This occurred due to successful Management and Legal negotiations obtaining a permanently reduced bulk disposal maximum generation factor from 4.67 to 3.73 tons per unit per year, which was partially offset by annual collection element contract adjustments. Additionally, it reflects a Town Council policy of full cost recovery.
- ▶ Finally, it is important to note that the proposed FY 2020 rate for all ranges average higher than all the property rate ranges retroactive from FY 2012 by an overall average of less than 8% (or only a 1% increase annually over the past eight years)!

FY 2019-2020 FINAL SOLID WASTE ASSESSMENT RATE ADOPTION

Public Comment then Questions, Comments, Direction
and Voting from Town Council





Town of Southwest Ranches

Fiscal Year 2019 / 2020

Tentative Millage Rate - 1st Public Hearing

September 12, 2019

Property Tax / Millage - Introduction:

1. Millage comparison for TSDOR
(FY 2019 vs FY 2020)
2. Municipal Rates Compared
3. SWR Millage % to Overall Total Direct and
Overlapping Millage

SOUTHWEST RANCHES PROPOSED MILLAGE RATE FOR ROAD RESURFACING, RESTORATION, AND REHABILITATION (TSDOR)

Fiscal Year	Cost	Net Millage Equivalent
FY 2019/2020	\$624,267 + \$375,834 <u>\$1,000,101</u>	.4439 mills (vs. .3342 for \$450,000 in FY 2018/2019) None (Carryover through transportation FB)

MUNICIPAL MILLAGE RATE COMPARISON

NARRATIVE:

Currently, (FY 2019) Southwest Ranches (Operating Millage plus TSDOR Millage) is the 8th lowest combined operating and debt millage rate in Broward County (excluding Unincorporated Broward County).

The Proposed FY 2020 Millage Rate, including TSDOR, favorably moves the relative position of SWR to 7th lowest of 31 Municipalities.

Accordingly, the relative position of Southwest Ranches among Broward County Municipalities still remains approximately within the upper 25th percentile (22.58%). Twenty-four Municipalities (77.42%) are proposing millage rates higher than SWR for Fiscal Year 2019 – 2020.

Municipal Millage Rate Comparisons
(ranked by FY 2020 PROPOSED COMBINED MILLAGES)

	Municipality	FY 19 Actual Operating and Debt Millage	FY 20 Proposed Operating and Debt Millage
1	Weston	3.3464	3.3464
2	Hillsboro Beach	3.5000	3.5000
3	Lauderdale-By-The-Sea	3.5989	3.5989
4	Lighthouse Point	3.7623	4.1713
5	Ft Lauderdale	4.1833	4.3566
6	Parkland	4.4000	4.4000
7	Southwest Ranches	4.8311	4.6564
8	Lazy Lake	4.7940	4.7940
9	Pompano Beach	5.6024	5.6326
10	Davie	6.0121	5.9123
11	Oakland Park	5.9985	6.0880
12	Pembroke Pines	6.1419	6.1200
13	Coral Springs	6.1384	6.1266
14	Dania Beach	6.1758	6.1688
15	Plantation	6.2622	6.2364
16	Wilton Manors	6.4298	6.2536

Municipal Millage Rate Comparisons
(ranked by FY 2020 PROPOSED COMBINED MILLAGES)

	Municipality	FY 19 Actual Operating and Debt Millage	FY 20 Proposed Operating and Debt Millage
17	Sunrise	6.3550	6.3402
18	Deerfield Beach	6.5007	6.3560
19	Coconut Creek	6.5378	6.5378
20	Cooper City	7.2343	6.9258
21	Miramar	7.1172	7.1172
22	Sea Ranch Lakes	7.2500	7.2500
23	Tamarac	7.2899	7.2899
24	No. Lauderdale	7.4000	7.4000
25	Margate	7.0593	7.7666
26	Hallandale Beach	6.7353	7.8236
27	Hollywood	7.6992	7.9750
28	Pembroke Park	8.5000	8.5000
29	West Park	8.6500	8.5500
30	Lauderdale Lakes	9.6950	9.6950
31	Lauderhill	9.9362	10.8398

Town of Southwest Ranches, Florida
Direct and Overlapping Property Tax Rates (SWR FY 20 Proposed)
(rate per \$1,000 of assessed taxable value)

NOTE: Property Owners are also subject to SWBDD and CBWMD assessments which are NOT Millage based

Fiscal Year	Direct Southwest Ranches Operating (Incl. TSDOR) Millage	Overlapping Rates ¹						Total Direct and Overlapping Millage
		Broward County	Broward County School Board	South Florida Water Mgmt.	South Children's Services Council	South Broward Hospital District	South Broward Hospital District	
2020	4.6564	5.6690	6.7393	0.2795	0.0320	0.4882	0.1260	17.9904
%	25.88%	31.51%	37.47%	1.55%	0.18%	2.71%	0.70%	100.00%

Notes:

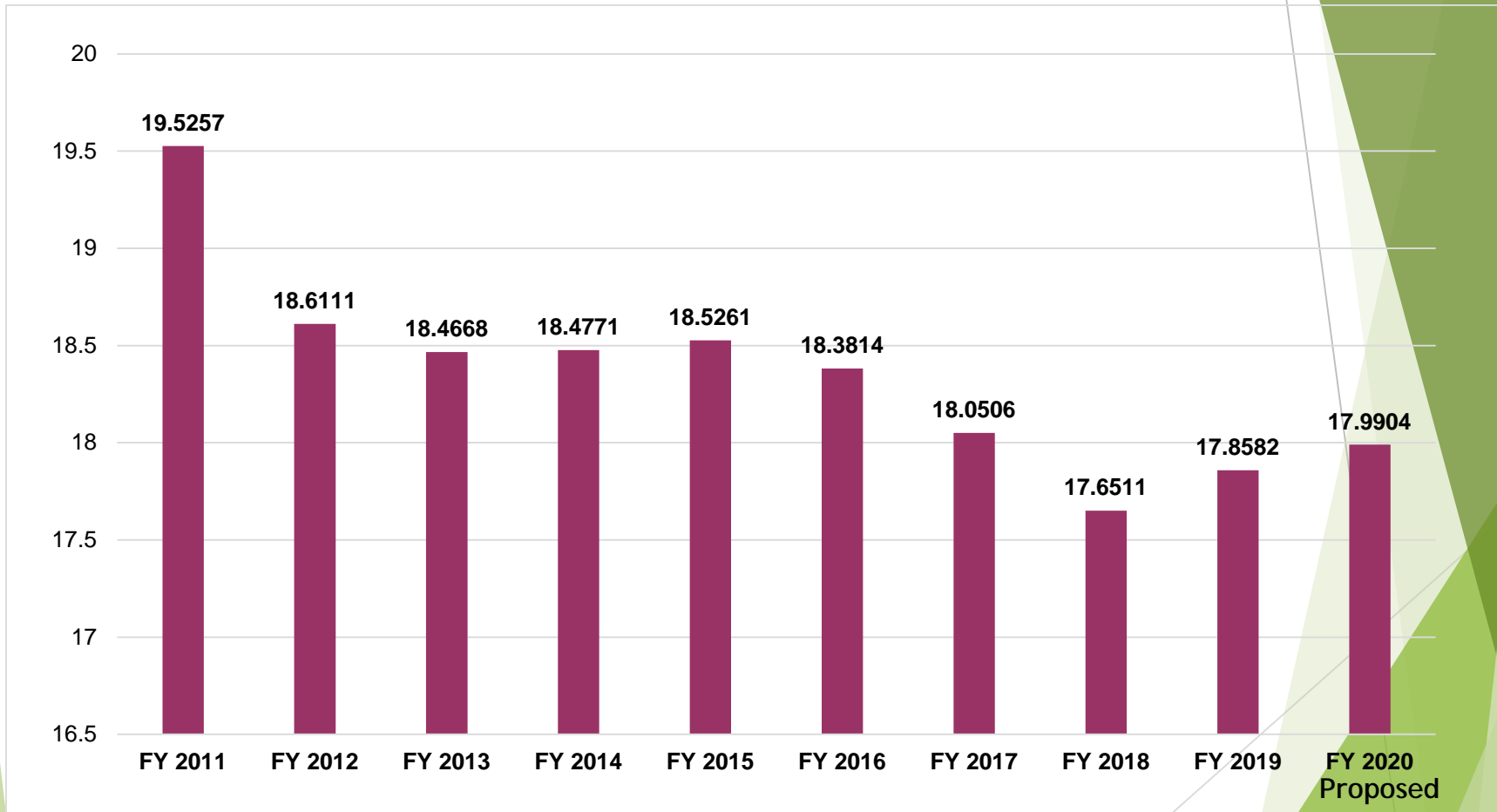
¹ Overlapping rates are those of governments that overlap the Town's geographic boundaries.

² Florida Inland Navigational District.

Data Source:

Broward County Property Appraiser Office.

Combined Mill Rate History (Adopted) for Southwest Ranches - All taxing authorities



FY 2019-2020 TENTATIVE MILLAGE ADOPTION

Public Comment then Questions, Comments,
Direction and Voting from Town Council





Town of Southwest Ranches

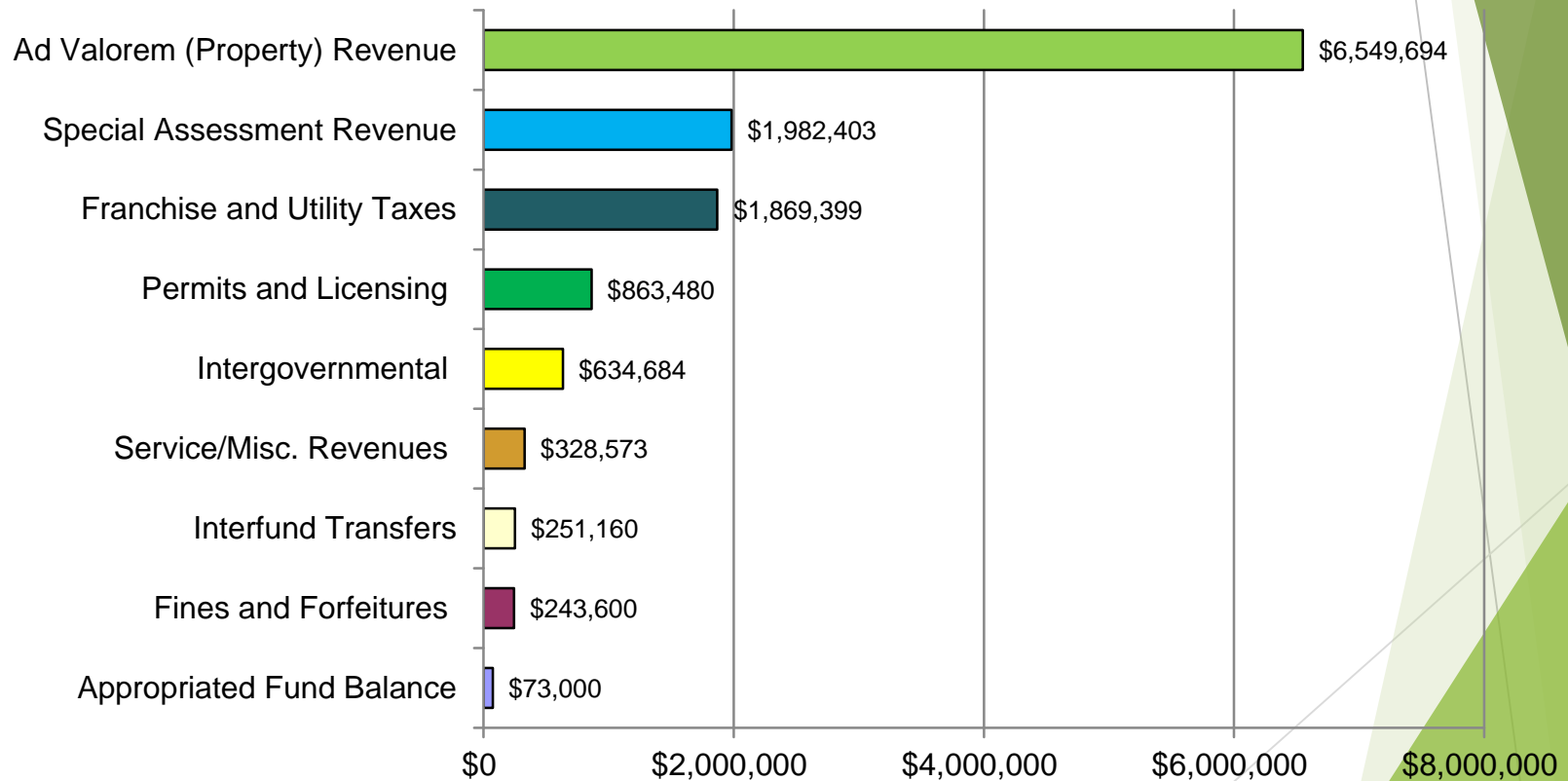
Fiscal Year 2019 / 2020

Tentative Budget - 1st Public Hearing

September 12, 2019

Southwest Ranches Proposed FY 2019/2020 budget Total General Fund Revenues: \$12,795,993

Where do the funds come from?

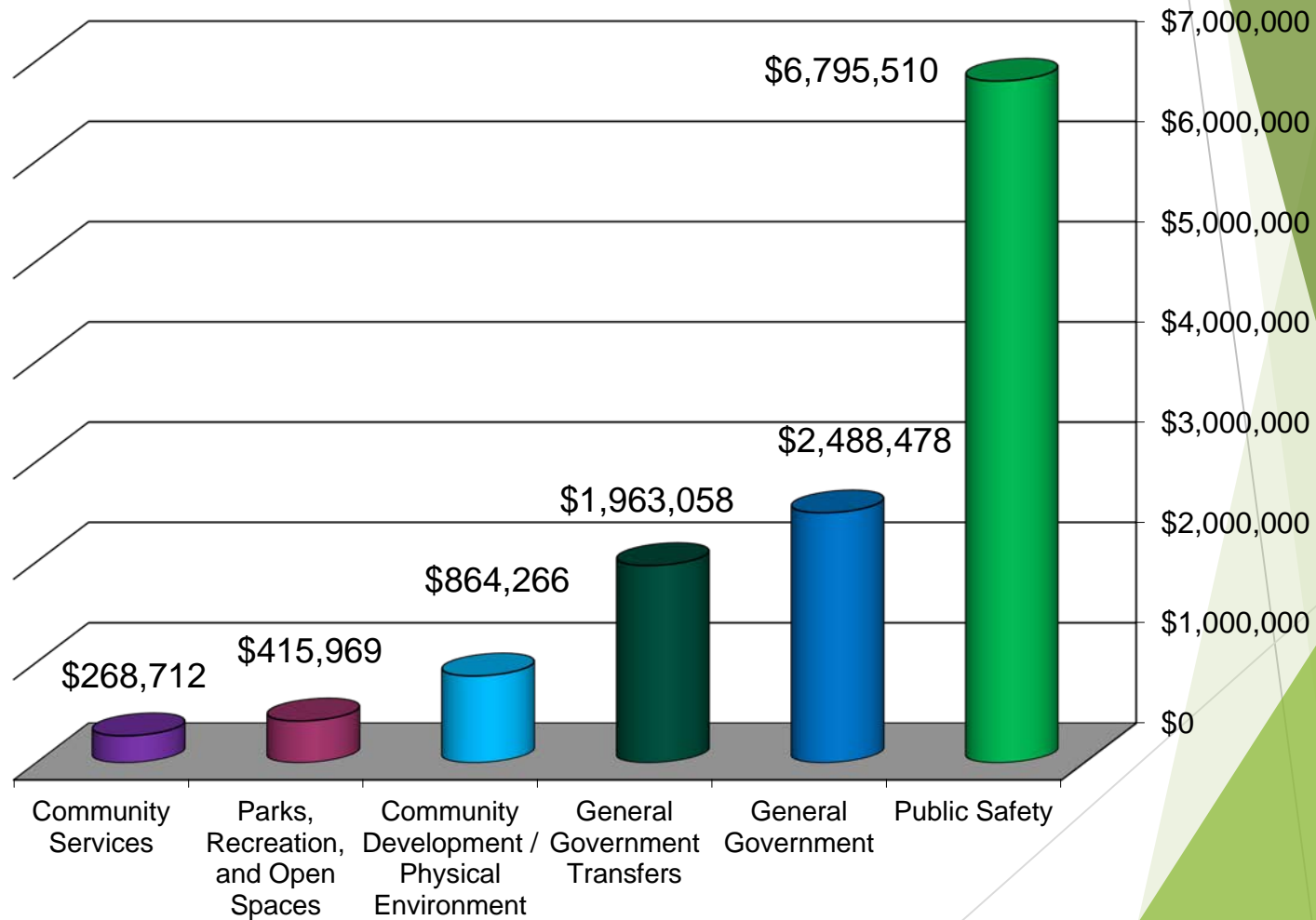


Southwest Ranches

Proposed FY 2019/2020 budget

Total General Fund Expenditures by Function: \$12,795,993

Where Do The Funds Go?



General Budget Assumptions

- Summary Document
- Keeping Rates As Low As Possible While Meeting Costs
- No Additional Borrowing
- Conservative Projections - Revenues and Expenses
- Maintaining Service Levels While Addressing Council Policies as well as Priorities

Program Modifications Funded (10 in total):

- Town Hall Improved Security (\$6,000)



- Council Chambers Camera (\$10,000)

- Information Technology Replacement Program (\$10,500)



- Town of Southwest Ranches - 20th Anniversary Celebration (\$15,000)



- Town Hall Exterior Re-Painting (\$17,000)



- Website Redesign & ADA Compliance (\$17,500)

- Townwide Vehicle Replacement Program (\$17,500)



Program Modifications Funded (continued):

➤ Volunteer Fire Department safety equipment:
(all have no millage impact)

- Bunker Gear Replacement Program
(\$2,808)
- SCBA Mask Fit Certification Equipment
(\$14,000)
- Fire Protection Rate Assessment Study
(revised) (\$39,000)



Five (5) Capital Improvement Projects Funded Include:

- Fire Wells Replacement and Installation (*no millage impact*)
- Progress on Frontier Trails Conservation Area
- Town Hall Complex Safety, Drainage, and Mitigation Improvements
- Transportation Projects: 1) Transportation Surface Drainage Ongoing Rehabilitation (TSDOR), 2) Drainage Improvements. **Reminder:** TSDOR expenses, however, require funding separate from the regular operating millage.



FY 2019-2020 TENTATIVE BUDGET ADOPTION

Public Comment then Questions, Comments, Direction
and Voting from Town Council

